








Tools description

 Title of the practice	Human Memo
 Learning objectives	Learning by playing - players of all ages while playing are able to learn more about Universal Declaration of Human Rights and Human Rights in general Raising awareness about the Human Rights and diversity in the world Increase level of knowledge about Human Rights
 Target audience, profile of participants	from 10 and up group size: from 2 to max 6 players or teams
 Time	60-90 minutes
 Level (of difficulties)	1
 Summary of activity	A memory game about Human Rights in which each matched pair of symbols follows a question about Human Rights, aiming to increase the level of knowledge about the topic by playing.
 Instructions and rules	<p>Materials:</p> <ul style="list-style-type: none">• Instructions• Memory cards (60 cards)• Board• Figures - 6 (different colors)• Question cards• Pen and paper <p>Instructions - how to play:</p> <p>This game can be played without a facilitator. In the case of a facilitator's presence, he has a chance to add other game elements or to share his knowledge and experience related to a subject.</p> <ol style="list-style-type: none">1. Put the cards facing the table (upside down)2. Put the figures on the starting position on the board3. Following a predetermined order, every player has to turn over two cards:<ol style="list-style-type: none">a) When two cards are not a pair, then the player has to put them upside down facing the table again;b) When a player finds a match of symbols on two cards, he/she should answer the question. If the answer is correct, the player gets one point (the player is going a step forward on the board) and the right to play one more time. A player will keep cards.4. When a player reaches four points on the board, he/she can answer a bonus question - if he/she wants:<ol style="list-style-type: none">a) If the player answers correctly - he/she will get one point;b) If the player does not answer correctly - he/she will lose one point.

5. The game is over when matches have been found for all the cards. The player with the highest score (points) wins.

6. If two or more players have the highest score at the end of the game, they should answer one more question.

a) If just one player answers correctly - that player wins;

b) If more players answer correctly - they will get one more question (until one has a higher score);

c) If nobody answers correctly - repeat the procedure until one player has a higher score.

Tips for facilitators

- Prepare yourself by reading the questions and answers;
 - Be informed about the Universal Declaration of Human Rights, Human Rights in general and news from the world connected with Human Rights
- Stimulate dialogue in the group by respecting group ground rules
- Some situations from question cards may be sensitive. Create a safe environment and supportive approach
 - Remind players about the main objectives of the game and the learning purposes of the game.

Debriefing questions

Ask the participants what they feel about the process they have been through:

- How did you feel playing this game? How difficult was playing this game from an aspect of initial knowledge before playing?
- What connection from situations of the game do you find with your everyday life?
- Did you find any situation from the game you have experienced? Would you like to share it?
- What Human Rights do you think are violated the most? Why?
- Is there anything you learned or experienced playing the game that surprised you? Can you explain what and in which way?
- What do you think - what is the most important thing everyone should know connected to Human Rights?
- Which person you know from your everyday life is doing things for improving Human Rights performance?
- Do you remember any situation when you violated someone's right? Can you describe it more?
- What have you done in your life that was important for protecting your Human Rights?
- What can you do in your daily life for a better realization of Universal Human Rights?

Variations

The game can be customized according to the needs and level of knowledge of the target groups, by:

- Concentrating on specific Human Rights by removing some of memory cards with specific symbols of Human Rights not needed for playing;
- In case of limitation of the time for playing, it's possible to determine the number of correct answers to reach for winning the game, or the number of questions to be read and answered;
- The game can be played in teams, instead of individual players.

About the project

In many countries in Europe and around the world basic democratic rights are rejected and questioned, large groups in our societies are still promoting intolerance, segregation even authoritarian rule, while right-wing ideologies spreading the values that deny human rights to certain societal groups minimize democracy values at all levels. All of these challenges largely affect the basics of solidarity and democratic living together, they are contributing to a resurgence of nationalism which are increasing those challenges even more.

HRE is recognized by consortium as an effective strategy to prevent HR abuses and due to that all synergies among partners will be induced in order to equip youth workers for HRE and train multiplier agents how to organize educational activities on local level.

HRE must constantly evolve in order to respond to the changing needs and circumstances of today's societies. Furthermore, it is not enough to simply educate youngsters on tolerance and non-violence as well as intercultural and interfaith dialogue cannot be described as a best practice without being demonstrated and reinforced by educators, parents, the community and wider civil society. Only through a holistic and cooperative approach can HRE be truly effective in guaranteeing respect for the rights of all. For these reasons, the project also focuses on the planning and implementing different and effective CBAs at the local level in order to strengthen the capabilities of all partners and better promotion and protection of HR.

Objectives:

- To build capacities of the partner organization for planning and running activities related to Human Rights Education - HRE and interreligious dialogue;
- To equip youth workers for HRE and train multipliers how to organize educational activities on local level;
- To promote different positive and effective approaches of HRE in all partner countries and their realities;
- To develop competences of youth workers, leaders and trainers needed for working in HRE and intercultural and inter-religious societies;
- To share good practices in the field of HRE and using tools and methods for running NFE activities on local level;
- To explore, create and share relevant and effective tools working in a field of HRE and interreligious dialogue as well to provide opportunity to testing these methods in practice;
- To create new tools and manuals for HRE;
- To stimulate the dialogue and discussion among different participants/stakeholders (representatives of institutions, OCD's, youth, etc.) on local level and building strong networking.

Tools description



GLOBAL CITIZENSHIP FOR HUMAN RIGHTS



"The European Commission support for the production of this publication does not constitute an endorsement of the contents which reflects the views only of the authors, and the Commission cannot be held responsible for any use which may be made of the information contained therein."



Co-funded by the
Erasmus+ Programme
of the European Union

Tools description